

Conference Call May 03, 2017



Build with passion




Strong market activities in Q1 and planned for the rest of 2017



**Show
Salzburg**



**Show
Las Vegas**



**Show
Peking**

...and more to come...

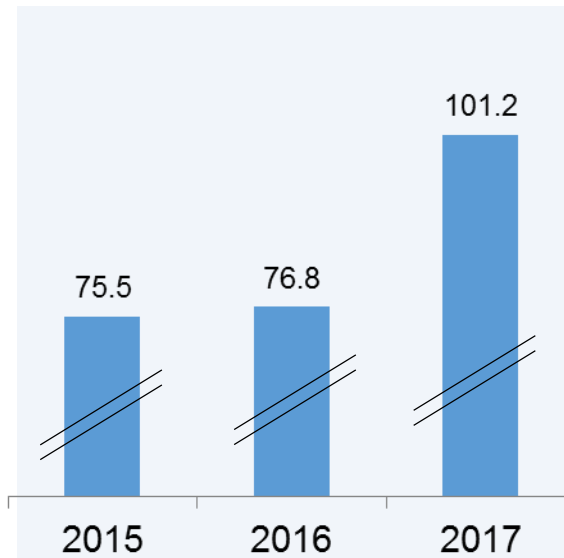
Show Münster

Test tunnel Canada

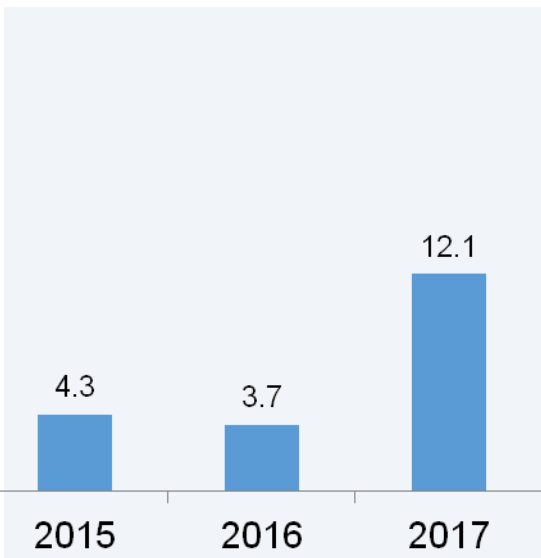


After already strong Q4 2016 again a very strong quarter

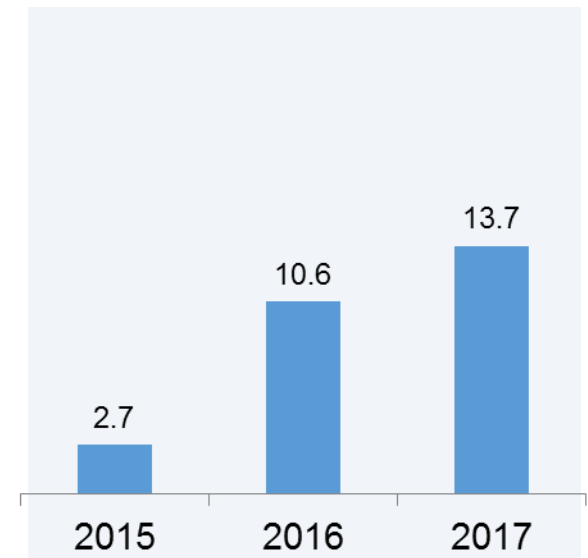
Revenue (in €m) in Q1



EBIT (in €m) in Q1



Net Cashflow (in €m) in Q1



Comments:




- Q1 2016 was slightly below expectation
- Positive impact for Q1 2017 by key account business
- Yoy growth of 31.8%; FX adjusted revenue increase of 30.6%
- EPS increase of 236.8% to €0.64
- Investments Q1 with €3m on same level as in 2016



All segments with high increase in Q1 2017

in €m

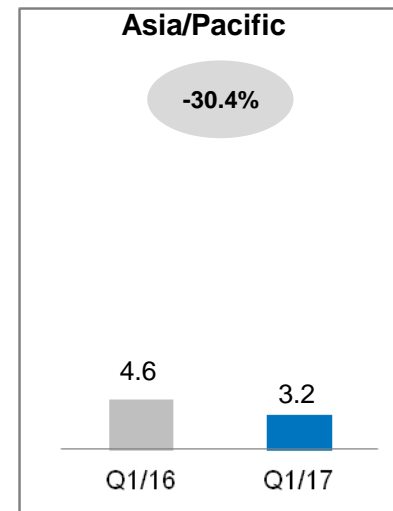
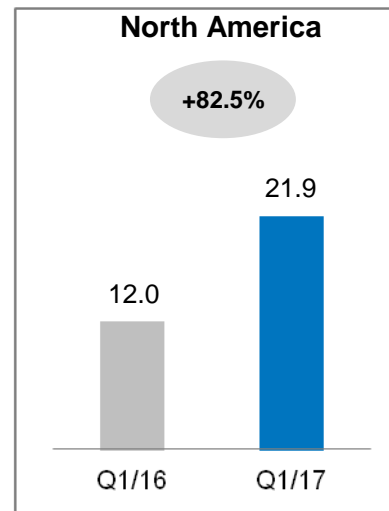
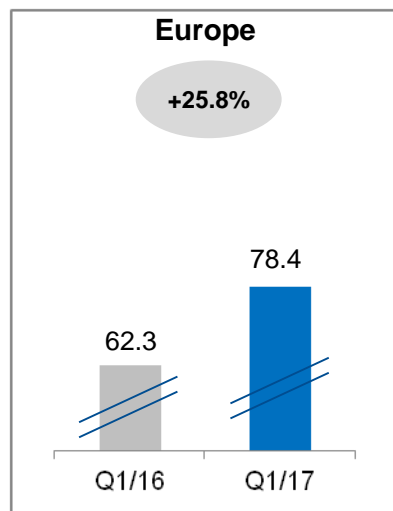
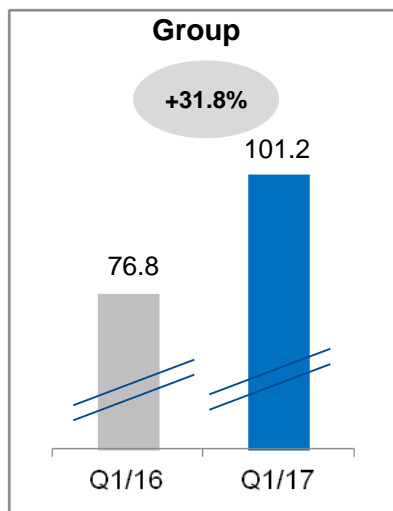
Rounding differences possible

		Q1 2017	Q1 2016	Change	in %
Equipment & Service		85.0	63.9	+21.1	+33.0
Chemicals		12.6	9.8	+2.8	+28.6
Operations & other		3.6	3.1	+0.5	+16.1
Total		101.2	76.8	+24.4	+31.8


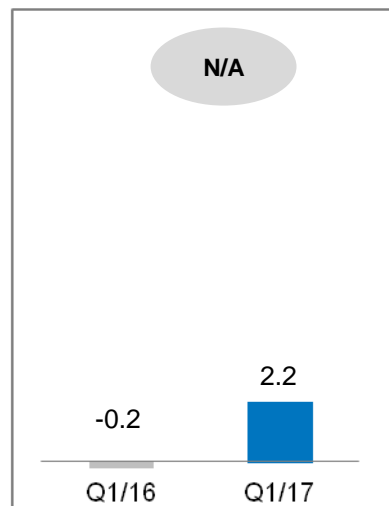
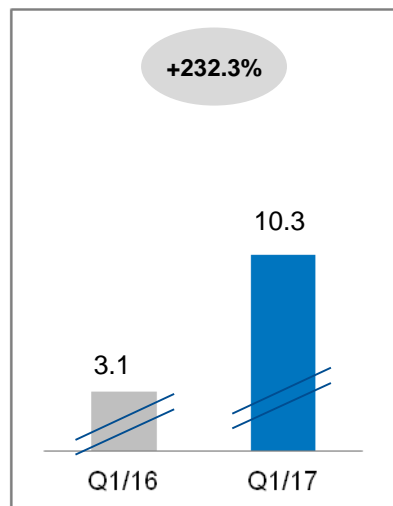
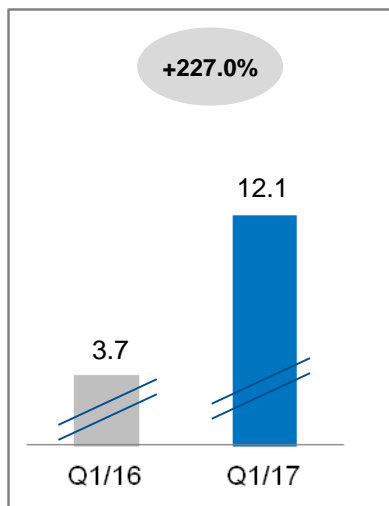


Significant increases in EU and North America, Asia/ Pacific below plan

Revenue in €m



EBIT in €m



Rounding differences possible, consolidation effects not included



All KPIs caused by strong top-line growth improved

in €m	Q1 2017	Q1 2016
Revenue	101.2	76.8
Gross margin	58.6 (57.9 %)	45.9 [59.7%]
Personnal expenses	(32.1) [31.7%]	(29.0) [37.8%]
Other operating expenses	(14.0) [13,8 %]	(11.8) [15.3%]
EBITDA	14.5	6.0
Depreciation	(2.4)	(2.2)
EBIT	12.1 [12.0 %]	3.7 [4.9%]
Financial result	(0.1)	(0.1)
EBT	12.0	3.6
Tax expenses	(3.4)	(1.1)
Net profit	8.6	2.6
EPS	0.64	0.19

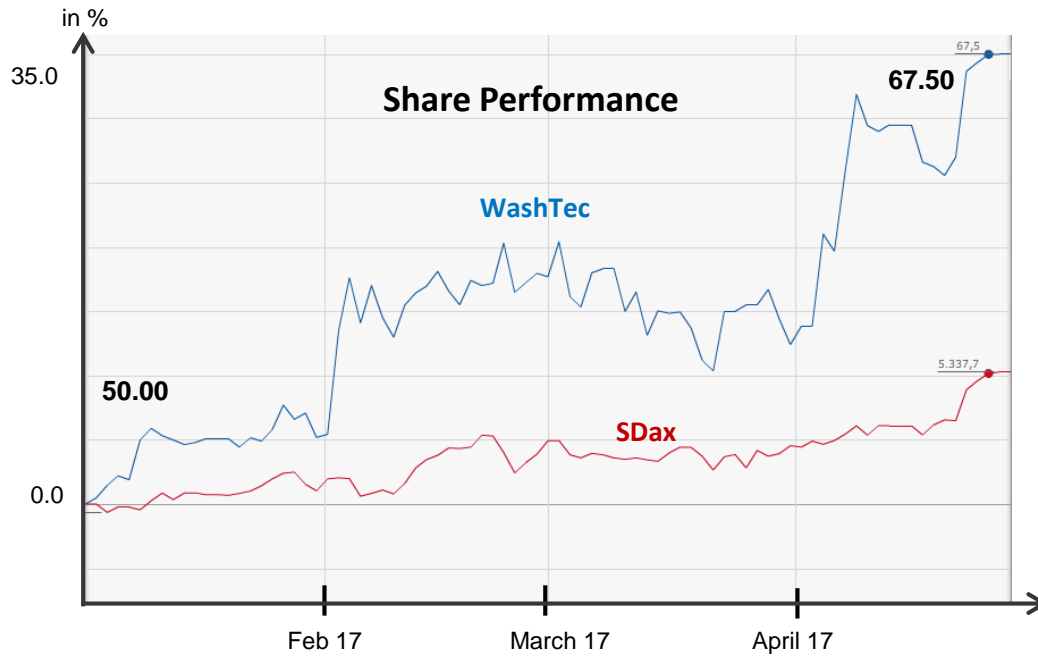


Despite increase of long term receivables working capital improved

	Mar. 31, 2017	Dec. 31, 2016	
in €m			
Balance sheet total	224.7	218.1	
Goodwill	42.3	42.3	
Equity	95.9	87.4	Equity ratio 42.7%
Net financial liquidity	6.1	(4.5)	Positive cash position Q1 2017
Net Cashflow	13.7	39.9	
Net working capital	81.6	91.5	Some long term AR
Cash outflow from investing activities	(2.9)	(19.1)	Full year capex 2017 expected to be below 2016
Free Cashflow	10.8	20.8	



Very strong share performance in Q1 2017



Trade Volume (Xetra)			
	March		
Period	2017	2016	2015
pcs	1,047,710	825,628	426,322
in T€	18,221.9	10,541.8	2,434.3
T€ per day in average	792.3	502.0	110.7

Comments:


- WashTec share performance in Q1 2017 +14.95% compared to +6.0% SDAX index
- All time high in May 2017



After a strong order intake in last months WashTec raised guidance for 2017



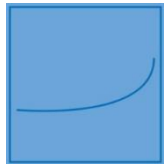
Growth



Functional &
regional Excellence



Innovation



Leadership &
Employees



Guidance annual report 2016

Group:

- Revenue:
Increase of more than
6% (>€395m)
- EBIT:
more than 11.8%
- Cash flow:
improved to py

All segments:

- Substantial increase
in revenues and
earnings

Guidance after ad-hoc from April 4, 2017

Group:

- Revenue:
Increase of more than
10% (>€410m)
- EBIT:
more than 12%
- Cash flow:
improved to py

All segments:

- Substantial increase
in revenues and
earnings



Financial calendar

May 03, 2017

Annual General Meeting, Augsburg

May 03, 2017

Publication of Q1 Report, Augsburg

July 28, 2017

Publication of H1 Report, Augsburg

September 19-21, 2017

Baader Bank Investment Conference, Munich

October 27, 2017

Publication of Q3 Report, Augsburg

November 27-29, 2017

Equity Capital Forum, Frankfurt



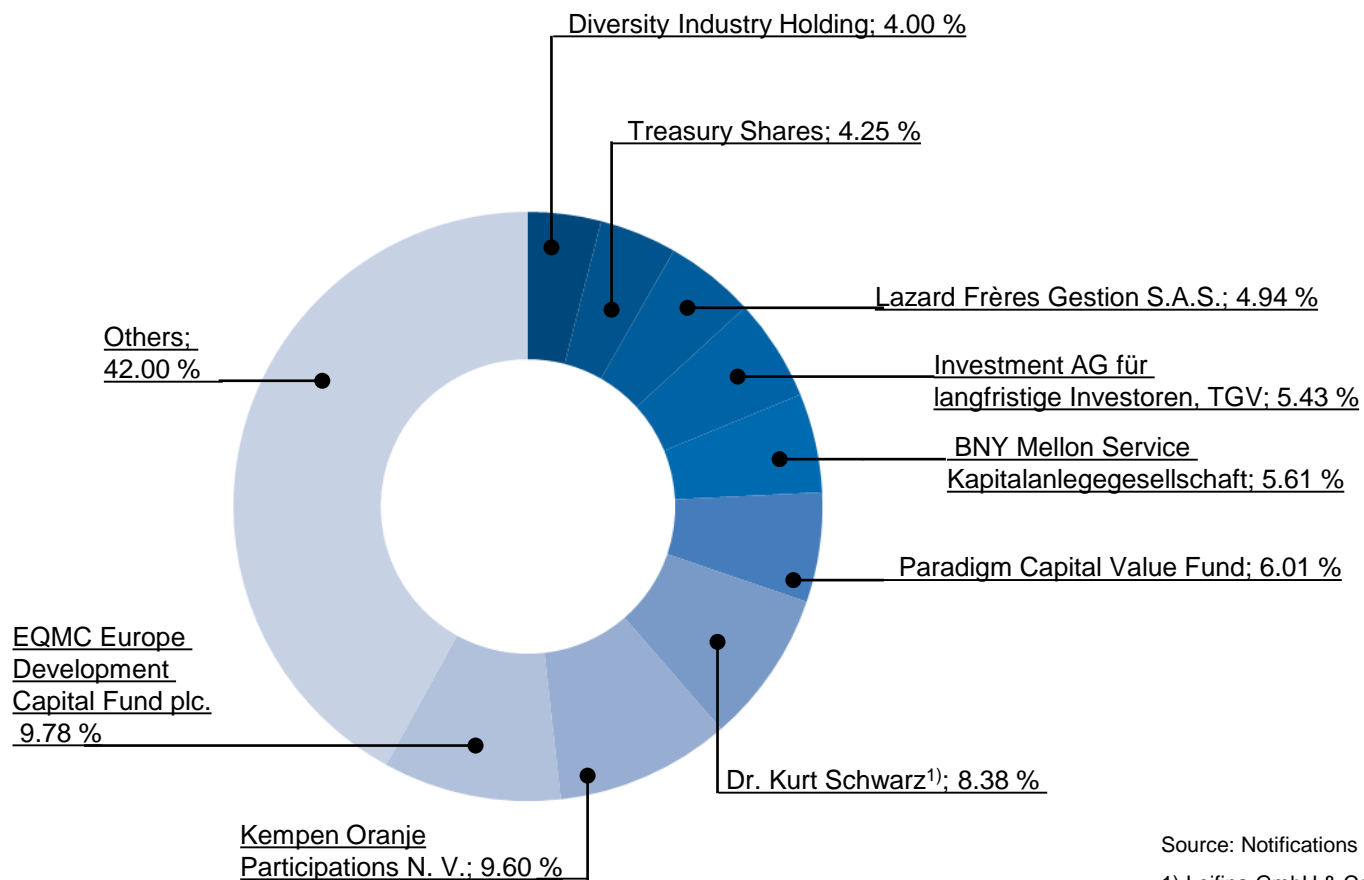
Thank you for your questions



Build with passion



Backup: the shareholders



Source: Notifications pursuant to WpHG

1) Leifina GmbH & Co. KG et al.



Disclaimer

No offer:

This document does not constitute or form part of an offer for sale or subscription or an invitation or solicitation of an offer to subscribe for or purchase any securities and neither this document nor anything contained herein shall form the basis of any contract or commitment whatsoever. neither this document nor any copy of it may be taken or transmitted into the united states or provided or transmitted to any U.S. person (within the meaning of regulations under the U.S. securities act of 1933, as amended).

Confidentiality:

This document is strictly confidential to the recipient, is being supplied to you solely for your information, may not be distributed to the press or other media (including information vendors and wire services) and may not be reproduced in any form or redistributed or passed on, directly or indirectly, to any other person or published, in whole or in part, for any purpose.

Cautionary Note Regarding Forward-Looking Statements:

This document refers to statements relating expressly and implicitly to the future. Such forward-looking statements are based on current expectations, estimates, forecasts and prognoses concerning the development of the market as well as management estimates and assumptions. Such forward-looking statements are no guarantee that events or results will actually materialise in the future and are subject to risks, uncertainties, assumptions and other factors that could lead to actual events or results deviating substantially from those anticipated in these forward-looking statements. The company assumes no obligation to update any forward-looking information.

